












PHOENIX TILES LIMITED
 Technical Specification for Wood Series - Glazed Porcelain Tiles

Type of Test	International Norm	International Standard (S > 410 cm ²)	Phoenix Tiles Typical Standard (Matt Finish)
 Water Absorption	ISO 10545-3	Group Bla, 0.5% ≤ E	≤ 0.5%
 Dimension	Length & Width	ISO 10545-2	±0.50%
	Thickness	ISO 10545-2	±5.00%
	Straightness of Sides	ISO 10545-2	±0.50%
	Rectangularity	ISO 10545-2	±0.50%
	Flatness of Surface		
	Centre Curvature	ISO 10545-2	±0.50%
	Warpage	ISO 10545-2	±0.50%
	Edge Curvature	ISO 10545-2	±0.50%
 Modulus of Rupture	ISO 10545-4	Min.35 N/mm ²	≥ 36 N/mm ²
 Breaking Strength	ISO 10545-4	Min. 1300 N	≥ 1450 N
 Deep Abrasion Test	ISO 10545-7	PEI 1-5	PEI 3 (Light Colours)
 Co-efficient of Thermal Expansion	ISO 10545-8	≤ 9X10 ⁻⁶ K ⁻¹	≤ 9X10 ⁻⁶ K ⁻¹
 Thermal Shock	ISO 10545-9	No Damage	No Damage
 Frost Resistance	ISO 10545-12	No visible alteration to the surface	No visible alteration to the surface
 Resistance to Chemical	ISO 10545-13	Min. GB	GB
 Resistance to Staining	ISO 10545-14	Min. Class 3	Class 3
 Slip Resistance (Ramp Test)	DIN 51130 / AS/NZS 4586 (App. D)	R9-R13	Matt - P2 Antislip - P5

Note : The above standards serves as a "General Guide" only and is based on testing conducted on factory fresh samples or unused surfaces using specific conditions. Factors such as usage, cleaning systems, applied coatings, type of footwear and patterns of wear may affect the characteristics of the surface after testing. It is therefore recommended to conduct specific tests on individual tile batches which are going to be laid.