












PHOENIX TILES LIMITED

Technical Specifications for LAVA STONE SERIES OF Glazed Porcelain Tiles

Type of Test	International Norm	International Standard (S > 410 cm ²)	Phoenix Tiles Typical Standard (Matt Finish)
 Water Absorption	ISO 10545-3	Group Bla, 0.5% ≤ E	≤ 0.5%
 Dimension Length & Width Thickness Straightness of Sides Rectangularity Flatness of Surface Centre Curvature Warpage Edge Curvature Surface Quality			
	ISO 10545-2	±0.60%	±0.60%
	ISO 10545-2	±5.00%	±5.00%
	ISO 10545-2	±0.50%	±0.50%
	ISO 10545-2	±0.50%	±0.50%
	ISO 10545-2	±0.50%	±0.40%
	ISO 10545-2	±0.50%	±0.40%
	ISO 10545-2	±0.50%	±0.40%
	ISO 10545-2	≥ 95% free from visible defects	≥ 95% free from visible defects
 Modulus of Rupture	ISO 10545-4	Min.35 N/mm ²	≥ 35 N/mm ²
 Breaking Strength	ISO 10545-4	Min.1300 N	≥ 1300 N
 Deep Abrasion Test	ISO 10545-6	Max 175 mm ³	Max. 170 mm ³
 Co-efficient of Thermal Expansion	ISO 10545-8	≤ 9X10 ⁻⁶ K ⁻¹	≤ 9X10 ⁻⁶ K ⁻¹
 Thermal Shock	ISO 10545-9	No Damage	No Damage
 Frost Resistance	ISO 10545-12	No visible alteration to the surface	No visible alteration to the surface
 Resistance to Chemicals	ISO 10545-13	Min. GB	Min. GB
 Resistance to Staining	ISO 10545-14	Min. Class 3	Min. Class 3
 Slip Resistance (Ramp Test)	AS/NZS 4586 (App. D)	P1 - P5	Matt - P3

Note : The above standards serves as a "General Guide" only and is based on testing conducted on factory fresh samples or unused surfaces using specific conditions. Factors such as usage, cleaning systems, applied coatings, type of footwear and patterns of wear may affect the characteristics of the surface after testing. It is therefore recommended to conduct specific tests on individual tile batches which are going to be laid.